

COMPANY

HELIOS TECHNOLOGIES s.r.o.

DEVELOPMENT - PRODUCTION - CONSTRUCTION

COMPREHENSIVE SERVICES IN THE
FIELD OF INDUSTRIAL AUTOMATION

Certificate holder ISO 9001



WHO WE ARE?

HELIOS TECHNOLOGIES s.r.o. is a very dynamically developing company that offers quality services with experienced team.

We have been on the market since 2015 and we have lots of satisfied customers who are happy to return.

We propose and manufacture single purpose machines and equipment, production lines, Robotic station, Robotic welding cells, testing machines, conveyor systems, industrial handling systems and ultra sonic welding of plastics.

We offer our clients various modifications and upgrades of existing production equipments.

Our portfolio also includes comprehensive services from concept, construction, production to delivery of finished functional units including all documentation.

Our flexible team of experts is able to respond very quick to the needs of our customers.

Among our partners you will find major global car manufacturers and their suppliers operating in the Czech republic and abroad.

Our facilities are located in Liberec of the Czech Republic which is a strategic important place since is located at the centre of the Europe and its easy to access every country within Europe in a short time. We use space of 800m² for our production and planning within the next year to expand to 2000m² new facilities.

Our annual turnover is slightly over 2m Euros and we have inhouse 24 very experienced and well qualified technicians of various specialties.

WE PROVIDE FOR OUR CUSTOMERS:

- Design of new prototypes of machinery
- Product design according to customer requirements
- Construction design of welding and assembly fixtures according to specification
- Upgrade and modify of your existing equipment
- Preparation of production documentation for our products behind assistance program Autodesk Inventor 2021
- Visualization prototype with 3D graphics
- Preparation of operating and maintenance manuals

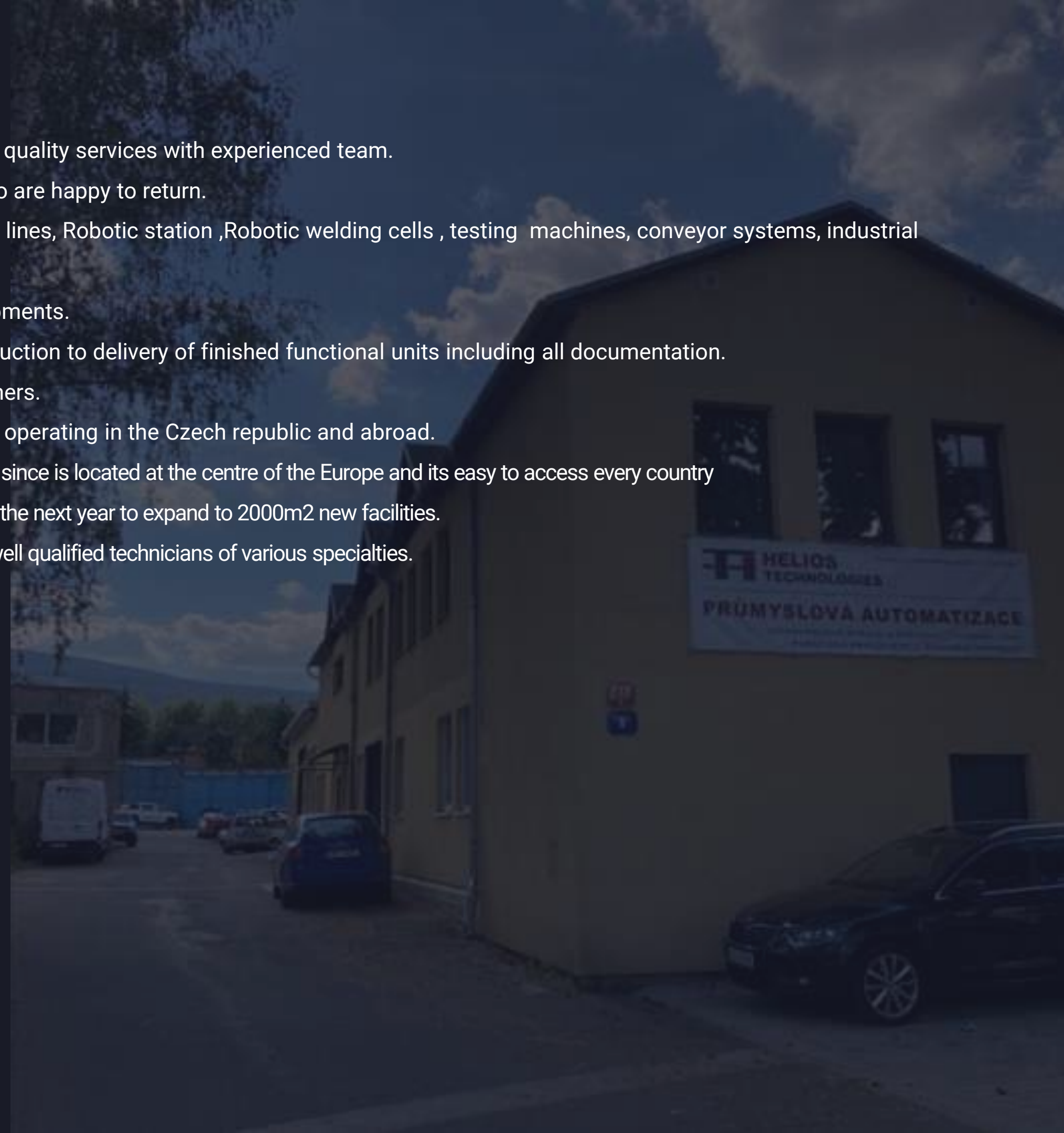
COOPERATION WITH THE CUSTOMER

We work closely with the customer already from initial design stages.

Production, assembly and SW are carried out in our production facilities.

We supply complete machines including wiring, custom electronic and all automation.

We provide you with a 36 month guarantee of functionality.



PORTFOLIO OF OUR SERVICES

ENGINEERING

- Technical specifications and consultation of concepts
- Design, proposal and visualization
- Pre-project and Post-project documentation

AUTOMATION AND ROBOTICS

- Construction
- Electroprojection and SW projection
- Production, assembly and installation

PRODUCTION

- Production, assembly and installation
- Assembly work including installation of hydraulic and pneumatic circuits and wiring

SERVICE

- Documentation
- Training operator and service personnel

CNC MACHINING

- Precise milling
- Drilling / Boring
- Flushing
- Reaming
- Direct thread cutting in workpieces made of steel, cast iron , light alloy and non ferrous metal alloys

METALWORKIG

- Construction and manufacture of assemblies
- Welding steel sub-assemblies
- Manufacture of parts including their surface treatments

ADDITIONAL SERVICES

- Complete electro installation
- Wiring and electrocabinets



CONTACT

Ing. Vaios Pappas

CEO / Project Management
+420 774 865 302
vaios.pappas@heltech.cz

Svetlana Kustova

COO | CFO
+420 774 455 800
info@heltech.cz

Pavla Kňourková

Traffic manager / Sales department
+420 731 205 180
info@heltech.cz

Jan Sloboda

Head of Production
+420 776 770 169
vyroba@heltech.cz

Alexandr Geisler

Technology Production / Logistics
+420 739 313 391
vyroba@heltech.cz

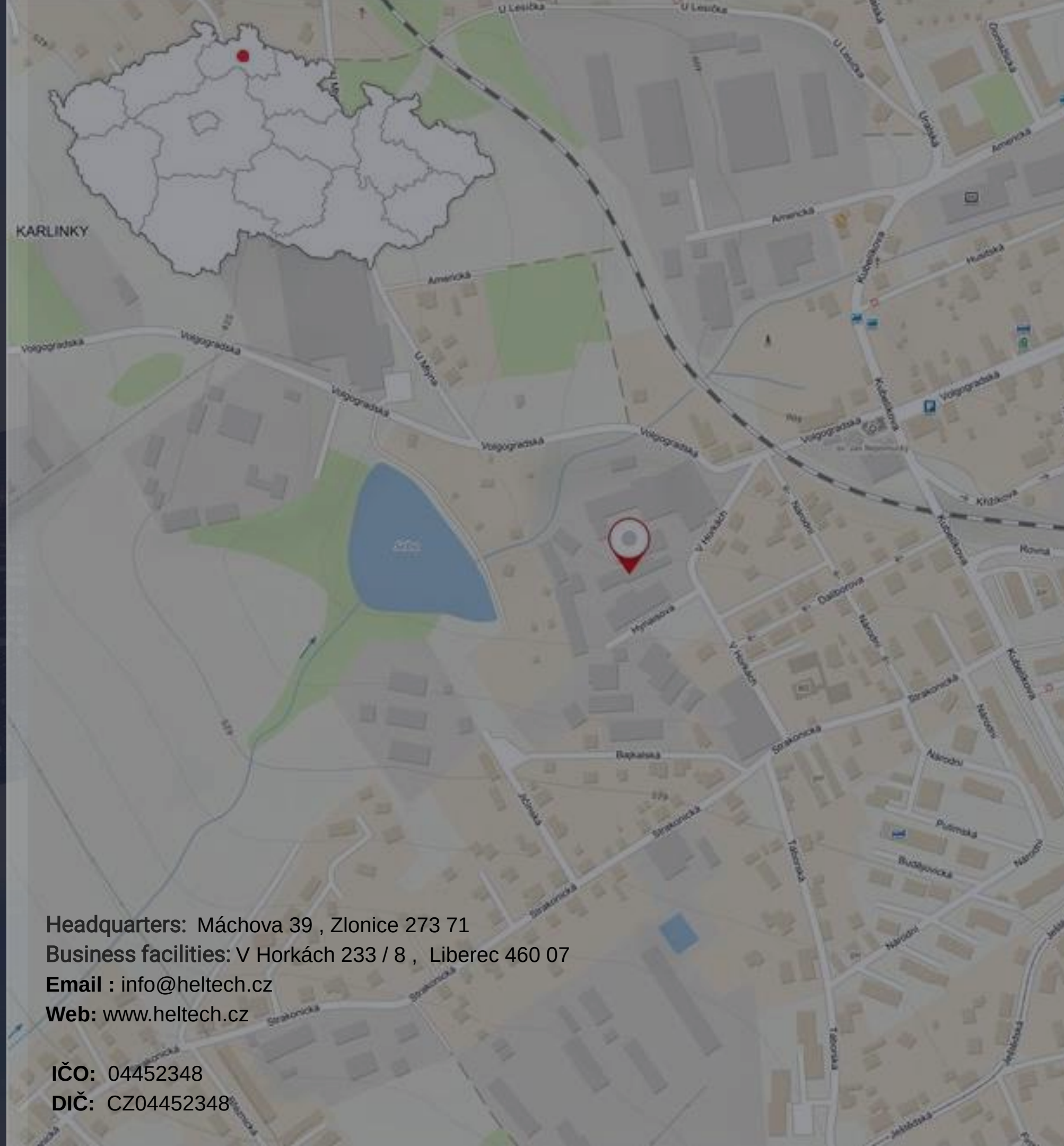
Vladimír Novák

Head of electro
+420 732 535 900
v.novak@heltech.cz

Dana Richterová

Accounting department
invoicing@heltech.cz

The company is registered with the municipal court in Prag under the file number C247893.



Headquarters: Máchova 39 , Zlonice 273 71

Business facilities: V Horkách 233 / 8 , Liberec 460 07

Email : info@heltech.cz

Web: www.heltech.cz

IČO: 04452348

DIČ: CZ04452348


MAGNA EXTERIORS (NYMBURK) S.R.O.

PUNCHING AND GLUING DEVICE



**HELIOS
TECHNOLOGIES**

This device is being used by TOYOTA for punching holes into the bumper and gluing from below holders for the PDC sensors. The various operations in the machine is being powered only by pneumatics which is energy effective at maximum possible rate. The quality of produced parts and repeatability is reaching 100%. The device is being located into serial production from 11-2020 at TOYOTA plant ,Kolin , Czech Republic.



MAGNA EXTERIORS (TRNAVA)

PUNCHING + WELDING MACHINE




HELIOS TECHNOLOGIES

This device is being used by PSA for punching holes into the bumper and ultrasonic welding of holders for the PDC sensors to the B side of the bumper. The various operations in the machine is being powered by hydraulics, servodrives and pneumatics in order to achieve the final product customers requirements.

The quality of produced parts and repeatability is reaching 100%.

The device is being located into serial production from 09-2020 at PSA Trnava , Slovakia.



MAGNA EXTERIORS (TRNAVA)


PUNCHING + WELDING DEVICE



This device is being used by PSA for punching holes into the front Grille and ultrasonic welding of holders for the PDC sensors to the B side of the Grille. The various operations in the machine is being powered by hydraulics, servodrives and pneumatics in order to achieve the final product customers requires.


The quality of produced parts and repeatability is reaching 100%.

The device is being located into serial production from 09-2020 at PSA Trnava , Slovakia



MAGNA EXTERIORS (NYMBURK) S.R.O.


PUNCHING AND GLUING DEVICE



This device is being used by TOYOTA for punching holes into the bumper and gluing from below holders for the PDC sensors. The various operations in the machine is being powered by hydraulics, servodrives and pneumatics in order to achieve the final product customers requirements.


The quality of produced parts and repeatability is reaching 100%.

The device is being located into serial production from 11-2020 at TOYOTA plant ,Kolin , Czech Republic.



MAGNA EXTERIORS (NYMBURK) S.R.O.

PUNCHING AND GLUING DEVICE




**HELIOS
TECHNOLOGIES**

This device is being used by TOYOTA for punching holes into the Grille and gluing from below holders for the PDC sensors. The various operations in the machine is being powered by hydraulics, servodrives and pneumatics in order to achieve the final product customers requirements.

The quality of produced parts and repeatability is reaching 100%.

The device is being located into serial production from 11-2020 at TOYOTA plant ,Kolin , Czech Republic.



MAGNA EXTERIORS (NYMBURK) S.R.O.


PUNCHING + WELDING DEVICE



This device is being used by TOYOTA for punching holes into the bumper and ultrasonic welding of holders for the PDC sensors to the B side of the bumper. The various operations in the machine is being powered by hydraulics, servodrives and pneumatics in order to achieve the final product customers requirements.


The quality of produced parts and repeatability is reaching 100%.

The device is being located into serial production from 10-2020 at TOYOTA plant ,Kolin , Czech Republic.




ANTOLIN SILESIA (POLAND)

2x SCREWING STATION



**HELIOS
TECHNOLOGIES**

Screwing stand with automatic feeder of bolts for optimization and speed for the door panel assembly.



MAGNA EXTERIORS (CRAIOVA) S.R.O.

ASSY STAND - WELDING



**HELIOS
TECHNOLOGIES**

The device is designed for drilling holes using drilling templates and subsequent assembly of front bumper parts and accessories.

Work is carried out to both required sides of the bumper (L+R).

Nest is being automatically rotated due to assembly sequences.

Safety of operators is being guaranteed by multiple cascades of light barriers .




MAGNA EXTERIORS (CRAIOVA)

ASSY STAND - MILLING



The device is designed for gluing double-sided tapes to parts and subsequently welding the reinforcements by ultrasonics.

Operations are performed on the left and right side of assembled parts on a fixed table equipped by nests. Operators according to the instructions of the visualization system proceed until the production of ready parts.



ANTOLIN SILESIA (POLAND)

2x ROTARY DEVICES

2x TOOL STORAGE SHELVES

20x TOOLS

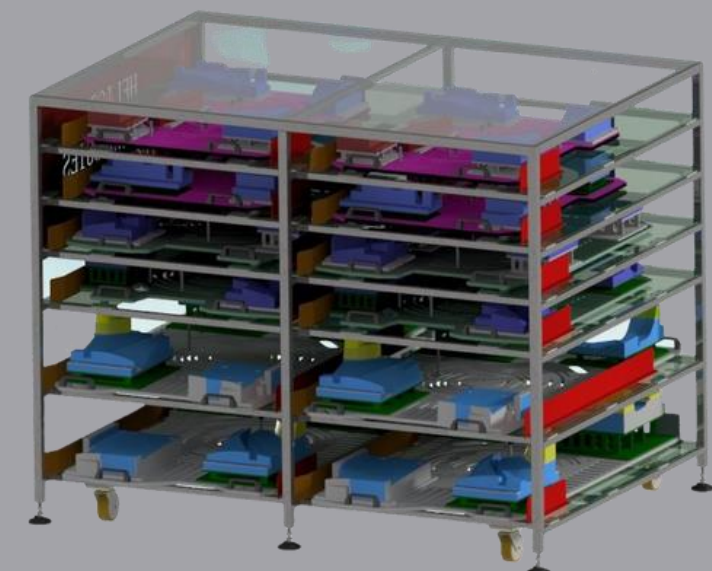



The workplace consists of 2 rotary devices and racks with tools (20x tools).



Each station is a separate unit.

This workstation has replaceable plates that are deployed based on specific production requirements.

This workstation is used to mount door panels on the VW transporter according to Gruppo Antolin's internal procedures and specifications for these parts.



ŠKODA AUTO VRCHLABÍ A.S.
AUTOMATIC STATION PRODUCTION LINE



The LP210A station is used to handle the scarves and bearings of the gearbox, which automatically reloads the robots from the pallet placed on the shaft pre-assembly conveyor to the pallet placed on the conveyor assembly section.



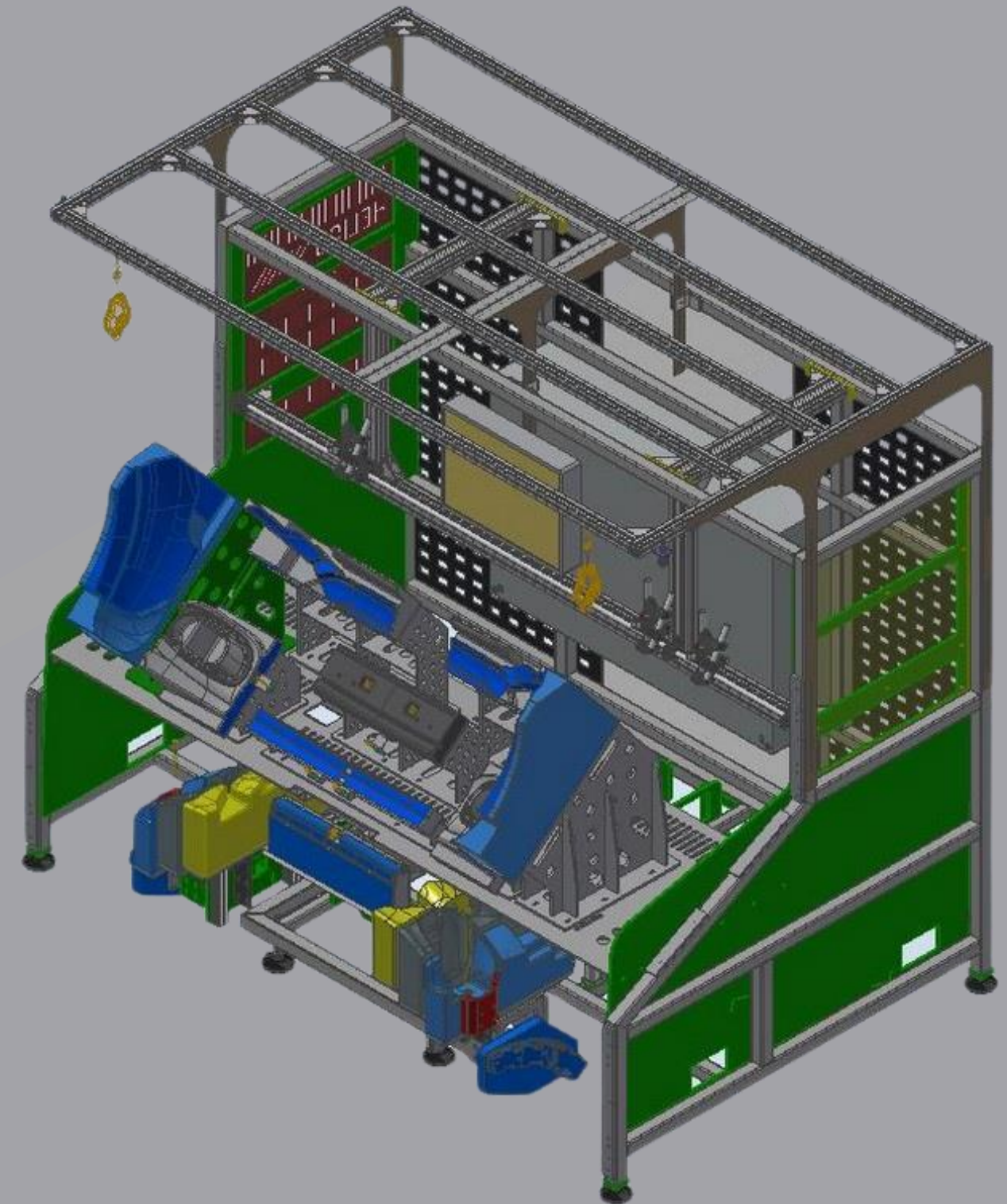
MAGNA EXTERIORS (TRNAVA)

2x ASSEMBLY STAND NP

1x ASSEMBLY STAND NP BACKUP




The assembly station enables the assembly and detection of the front bumpers for the Citroen PSA project.



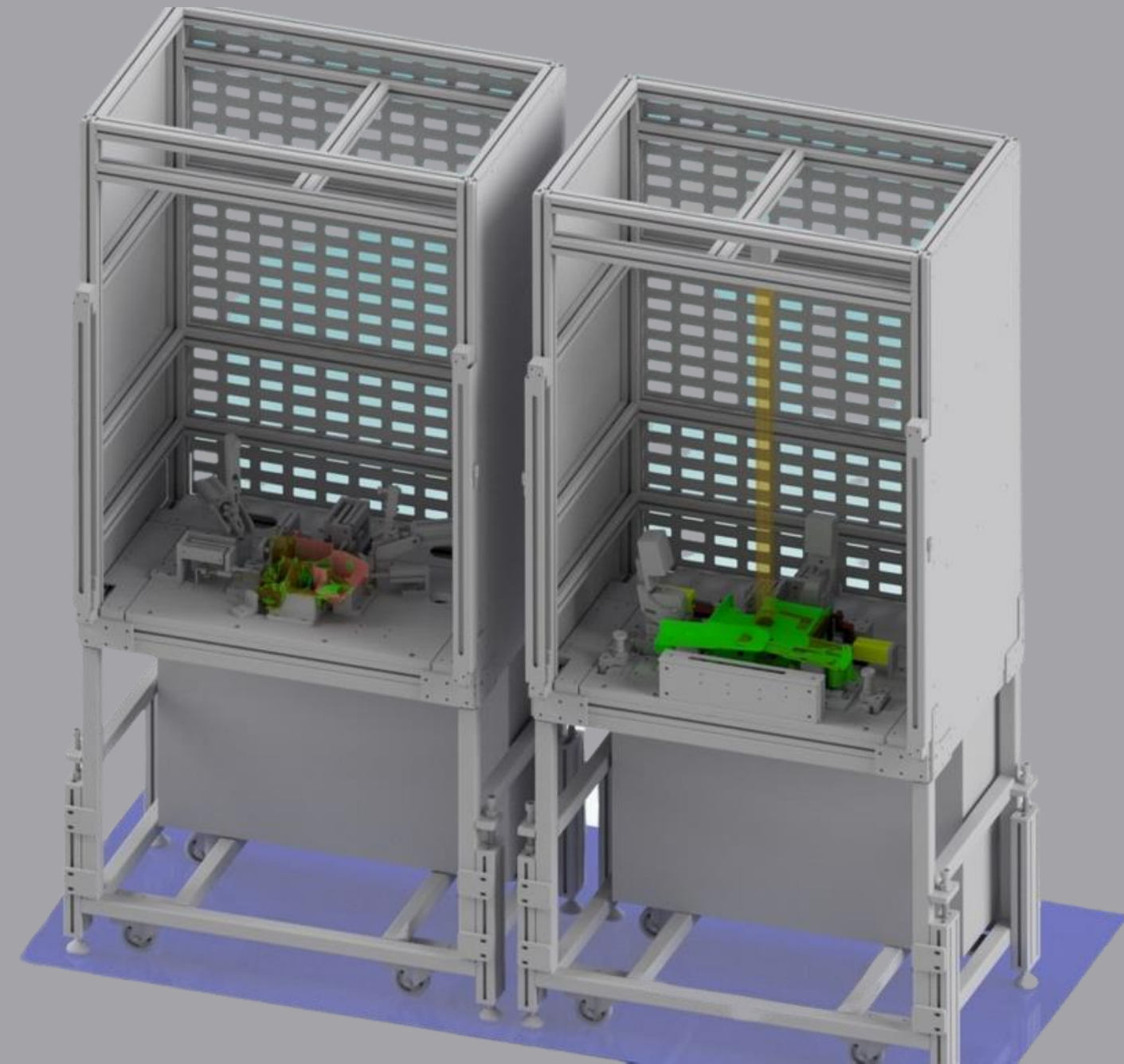
DGS DRUCKGUSS SYSTEME S.R.O.

MEASURING STATION FOR CHECKING OF HELICOIL THREAD INSERTS



**HELIOS
TECHNOLOGIES**

Measuring and control stations are used to check the presence and correct positioning of HELICOILS inserts in the machined casting. After the part is correctly placed in the loading positions and the operator starts the cycle, the measuring of the position of the insert in the machined hole is checked by automatic measuring units with precision of 0.01mm.




ALFA PLASTIK A.S.

2 x PUNCHING MACHINES




HELIOS
TECHNOLOGIES

Cutting and punching devices are used to remove unwanted inflows on the front part.
The machine cuts the inlet on the longer inner side of the part in a cycle and then cuts holes into the treated part for subsequent assembly of the other parts.
The cycle is fully automatic, the operator only orients the parts for editing.



MAGNA EXTERIORS (BOHEMIA) S.R.O

ASSEMBLY STATION OF MASK COMPLETION SKODA OCTAVIA




Assembly Equipment for Assembly – COMPLETION OF THE GRILL

The mounting stand is used to pre-mount the radiator grilles when the operator places the radiator grille in the stowage area, it also puts a decorative strip on this grille and after starting the machine with a touch button, an automatic cycle occurs, when the machine pushes (presses) the strip into the grille with a given force.

When the cycle is complete, the machine returns to the starting position.

Decorating **Frame Clip - RADIATOR GRILL PROTECTIVE**

The mounting rack is used to mount the internal components of the radiator grilles and is an integral part of the assembly of the radiator grille assembly.

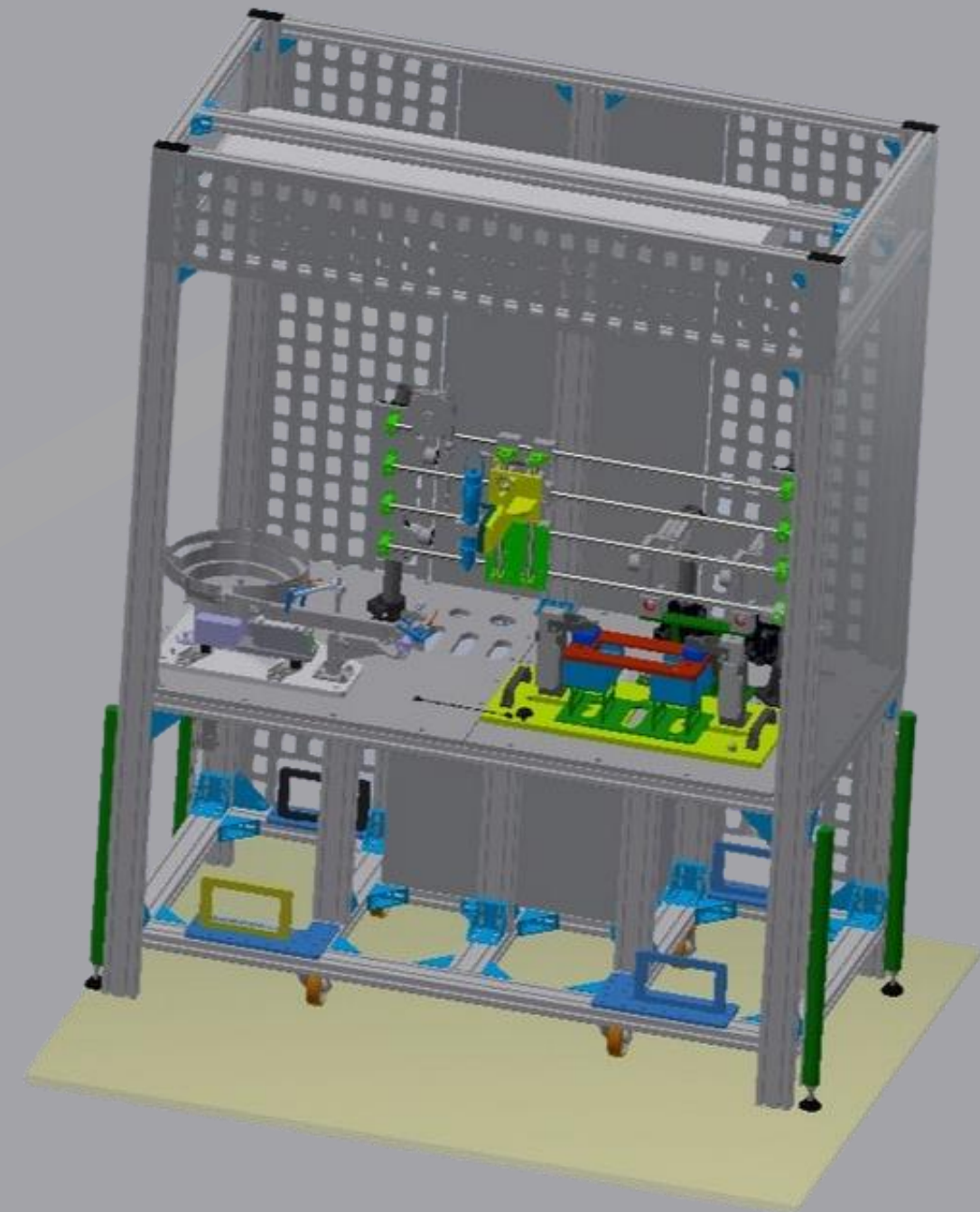


MAGNA EXTERIORS (BOHEMIA) S.R.O.

ASSEMBLY STATION LEDGE SPZ



The mounting stand is used for mounting inserts into a plastic molding.
The operator proceeds according to the instructions of the visualization system, where in the basic position he takes an insert with a screwdriver and then screws the insert in the given positions in the plastic molding.
Throughout the operation is guided visualization system.



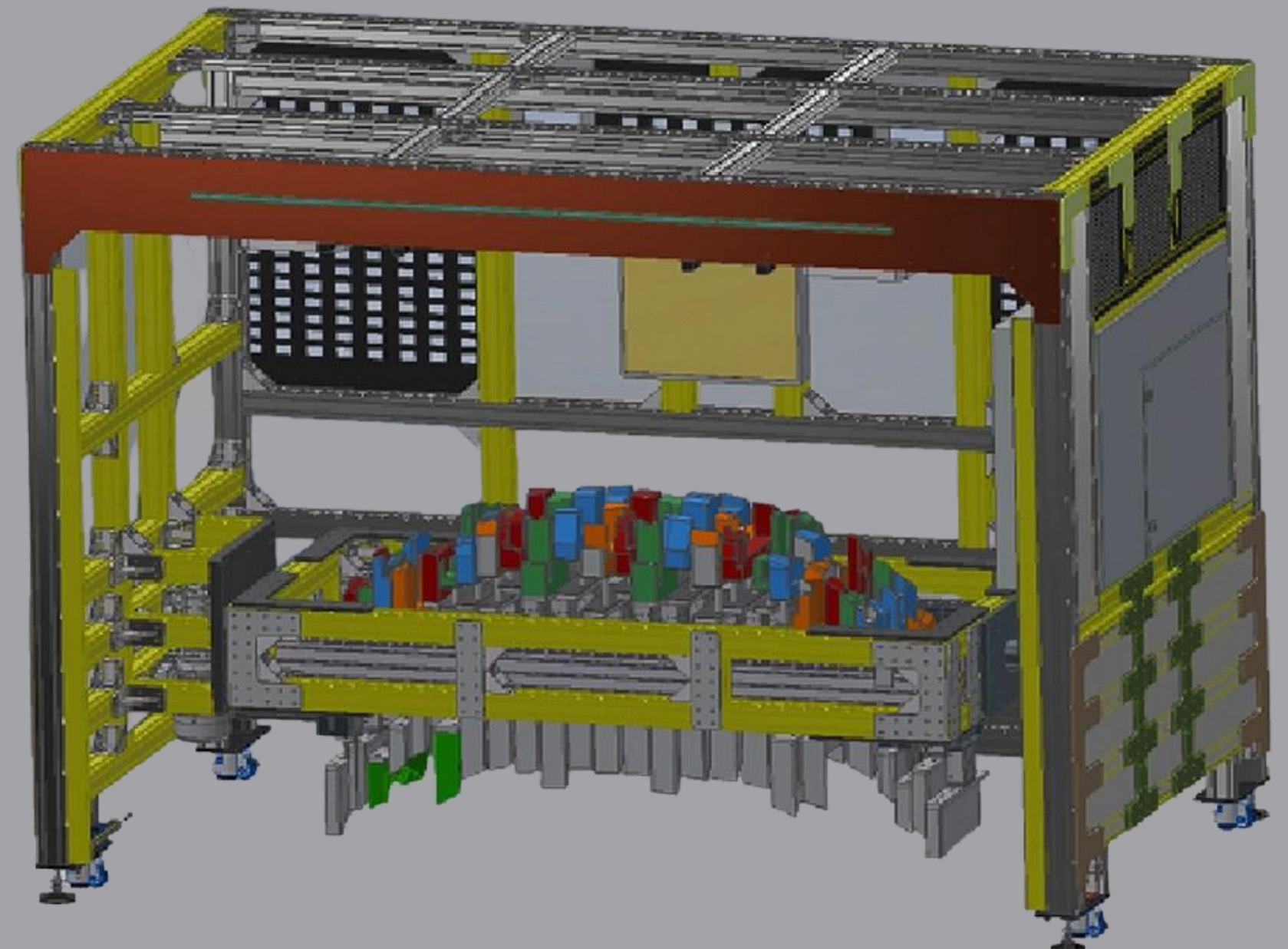
MAGNA EXTERIORS (LEIPZIG)

ASSEMBLY STAND FRONT BUMPER



The assembly stand is used for assembly front bumpers BMW. Based on the RFID reader, the machine automatically adjusts the nests to the desired bumper type and then prompts the visualization system to set up the bumper.

After mounting on the nest, the given bumper is fixed using a vacuum system and the operator will follow the visualization system in the assembly of the required components according to the MAGNA specification. After assembly, the part is released from the vacuum circuit and the operator takes it off the machine and then loads and assembles the next part.




MAGNA EXTERIORS (LEIPZIG)

ASSEMBLY STAND REAR BUMPER



The mounting stand is used to complete BMW rear bumpers. Based on the RFID reader, the machine will automatically adjust the nest according to the required bumper type and then will be prompted by the visualization system to assembly the bumper according to MAGNA specification. After assembly, the part is released from the vacuum circuit and the operator removes the ready part ,then loads and assembles the next part.



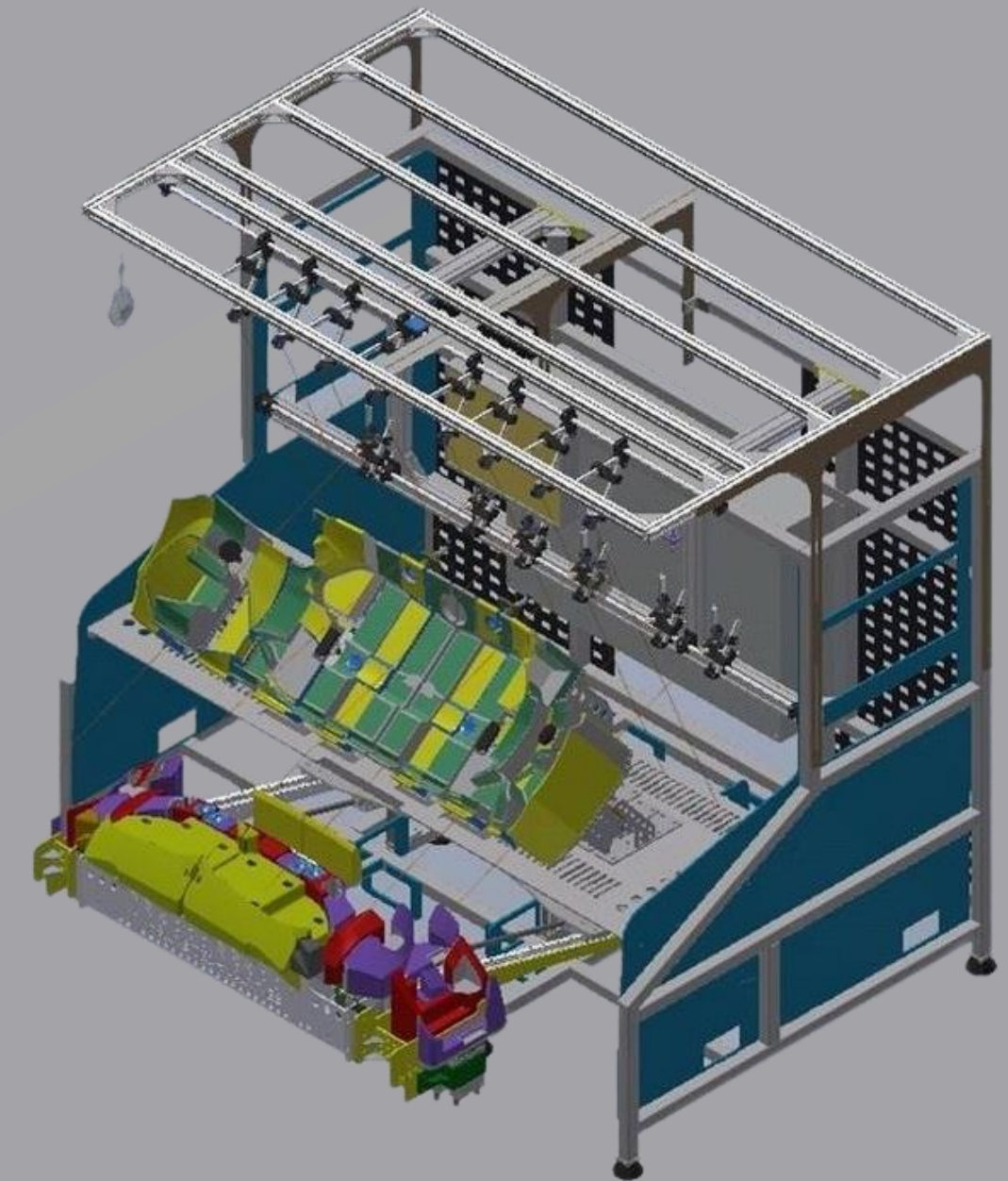
MAGNA EXTERIORS (BOHEMIA) S.R.O.

ASSEMBLY STAND FRONT BUMPER



**HELIOS
TECHNOLOGIES**

The assembly stand is used for the completion of the front bumpers BMW F44 M-PAKET/BASIS. Based on the RFID reader, the machine automatically adjusts the nests according to the desired bumper type and then prompts the operator by visualization system to assemble the bumper.

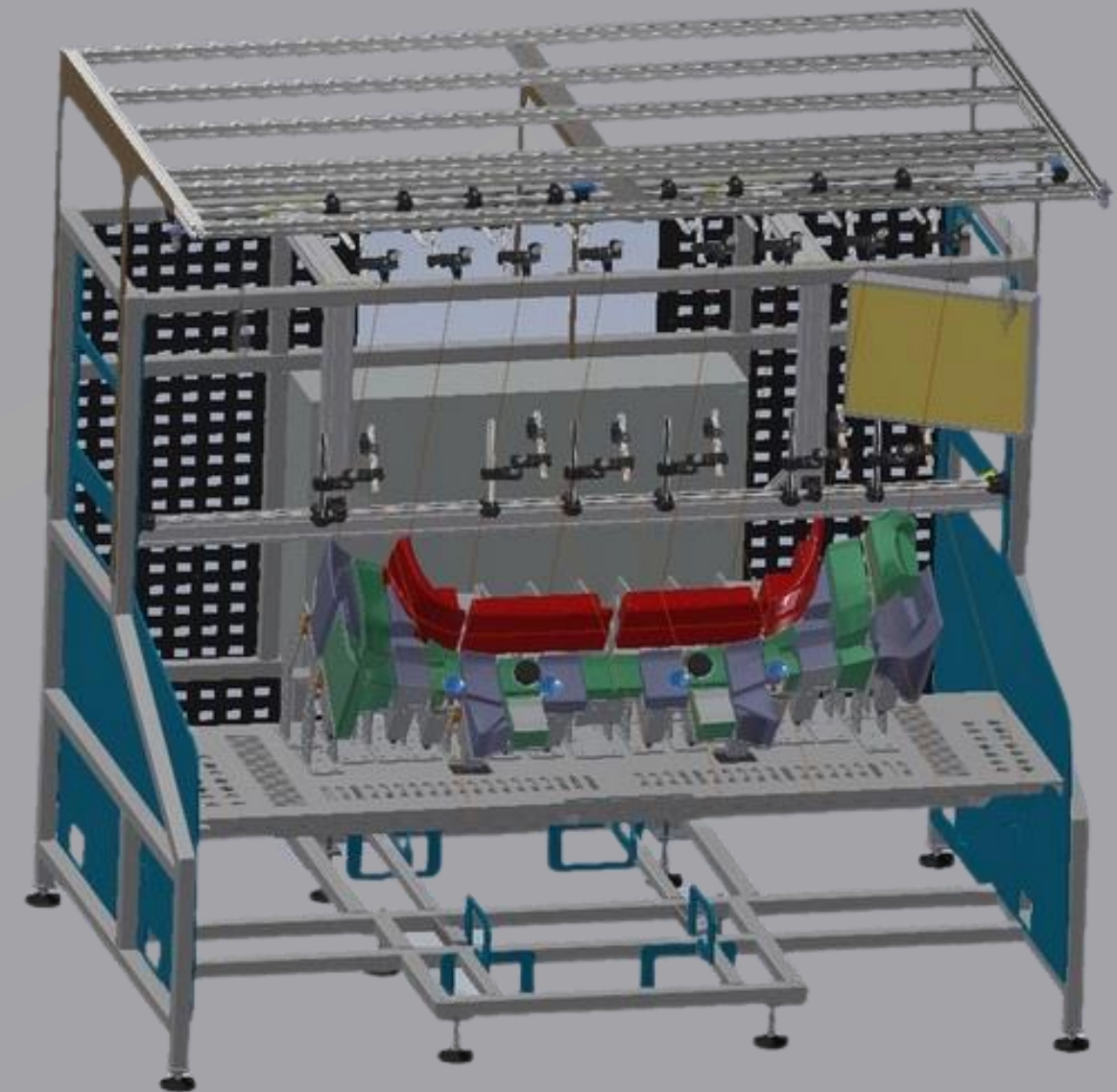


MAGNA EXTERIORS (BOHEMIA) S.R.O.

ASSEMBLY STAND REAR BUMPER




The assembly stand is used for the completion of the rear bumpers BMW F44 M-PAKET/BASIS. Based on the RFID reader, the machine automatically adjusts the nests according to the desired bumper type and then prompts the operator by visualization system to assemble the bumper.



KWD BOHEMIA


SINGLE-PURPOSE DEVICE FOR ROBOTIC GLUE APPLICATION



**HELIOS
TECHNOLOGIES**

This single-purpose device is used to apply glue to sheet metal stampings according to KWD Bohemia specification, for welding line. The workplace consists of two operator sites and 4 cells for loading parts.

For each operator 2 founder cells. In each cell, the operator places the parts oriented so that they fit into the bed intended for them. After confirmation by the operator, the cell is closed by the security door, the part is fixed by an electromagnet and the cell is ready to be signaled to the robot, which glues the parts in the cell in the order of confirmation from the operators. After application of the adhesive, the cell is automatically unlocked and the operator can replace the parts with new ones.



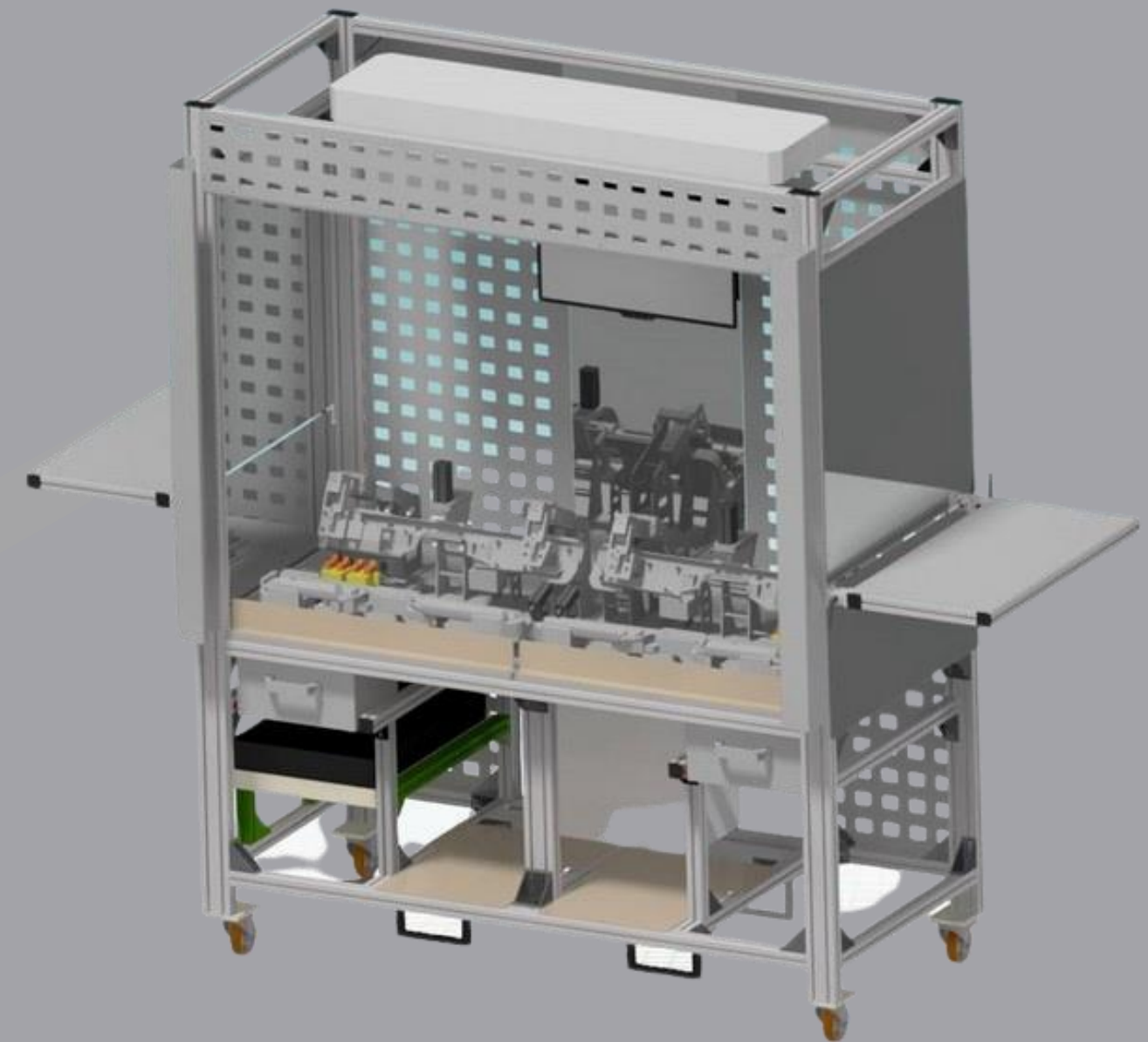
ANTOLIN SILESIA (POLAND)

CHECKING AND CLIPPING MACHINE




This device is used to check the parts according to the Škoda project.
The device checks the color conformity of the parts + tests the presence of the return spring on the parts by means of a mechanical test.

The check is automatic and is carried out after the required part has been inserted into the nest.
Evaluation is OK or NOK.



MAGNA EXTERIORS (BOHEMIA) S.R.O.

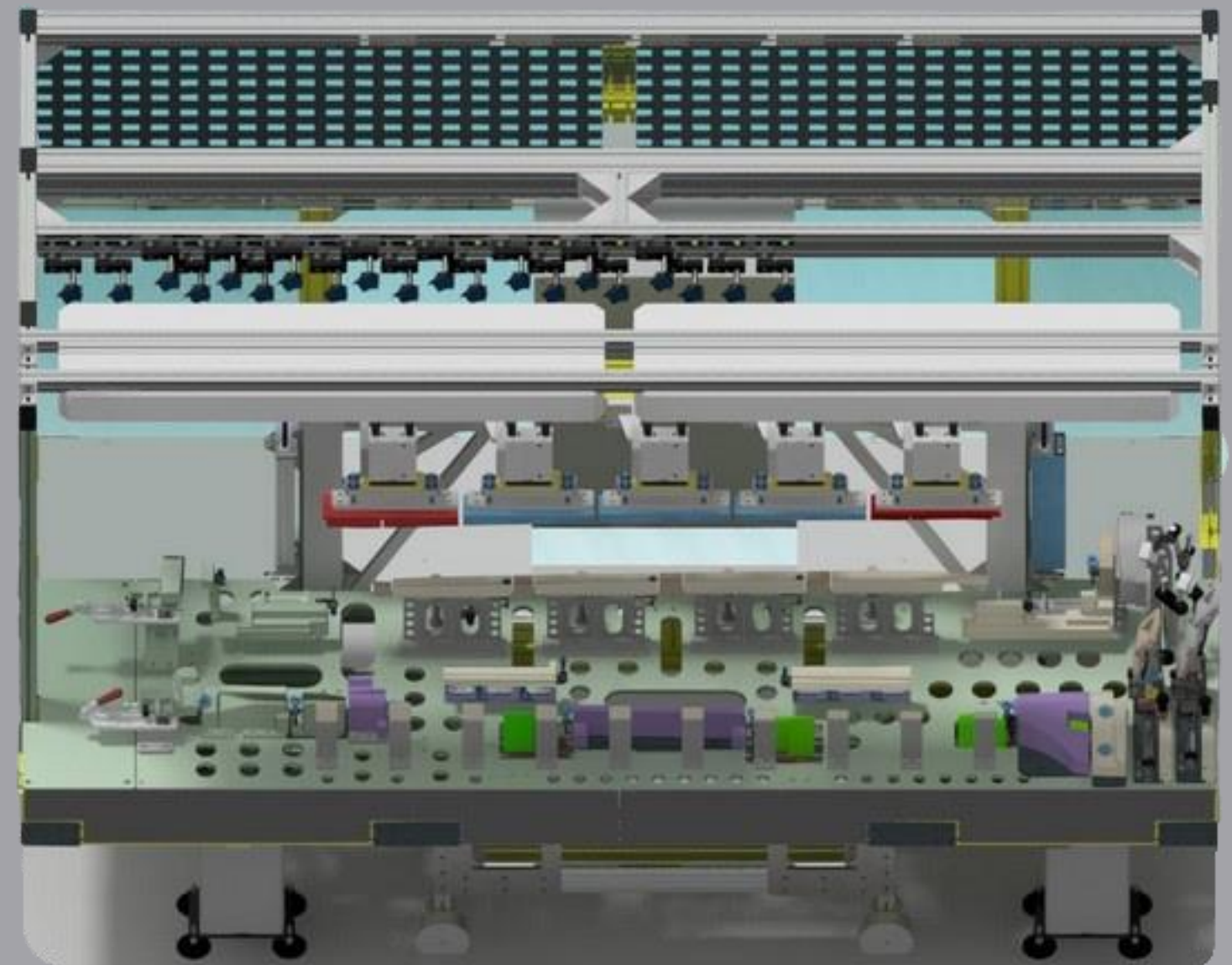
ASSEMBLY STATION FOR THRESHOLD 1+1



The device is used to complete the sill strip according to the MAGNA project.

It consists of a station with one working positions, where the operator assembles and rivets rails.

The device has a visual inspection of all assembled parts and their correct position and installation are displayed to the operator in the visualization panel. The stations are made in two pieces for the right side and for the left side.

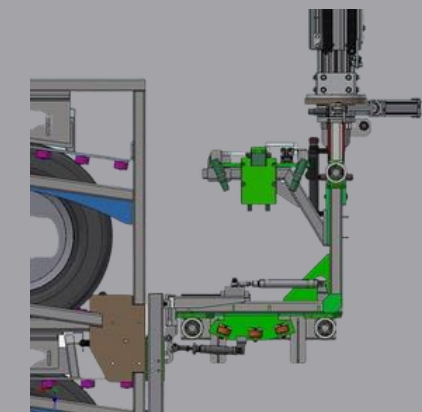
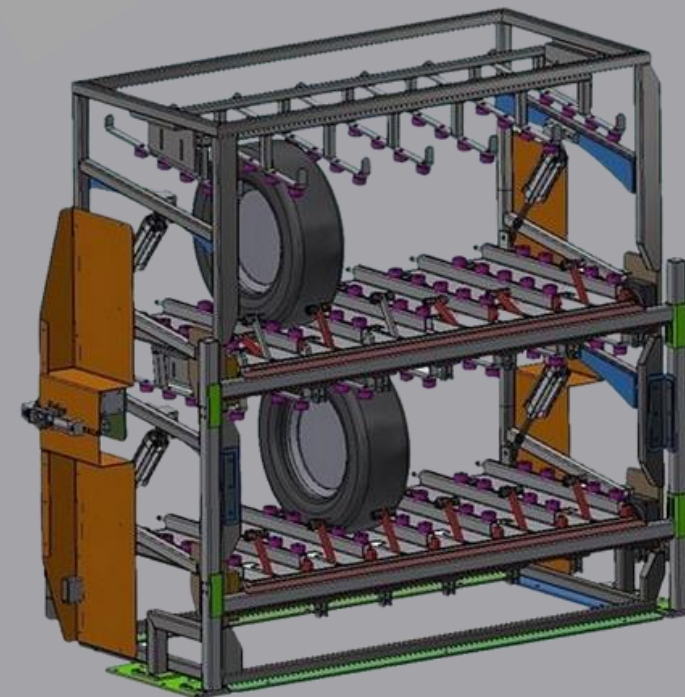
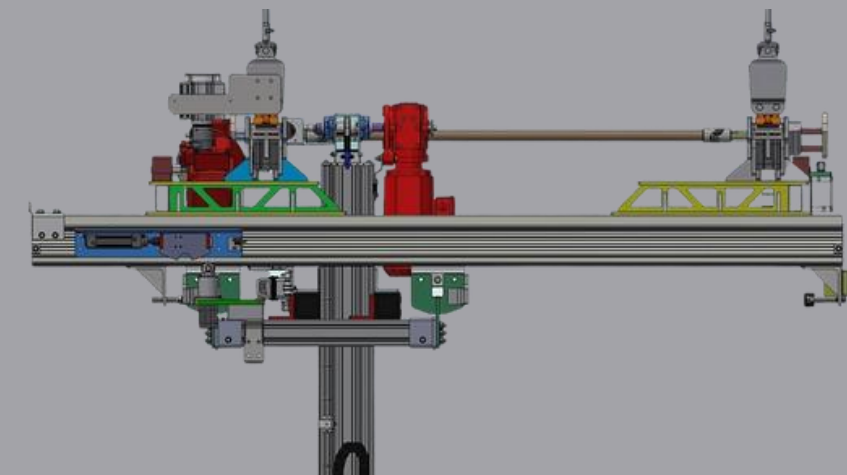
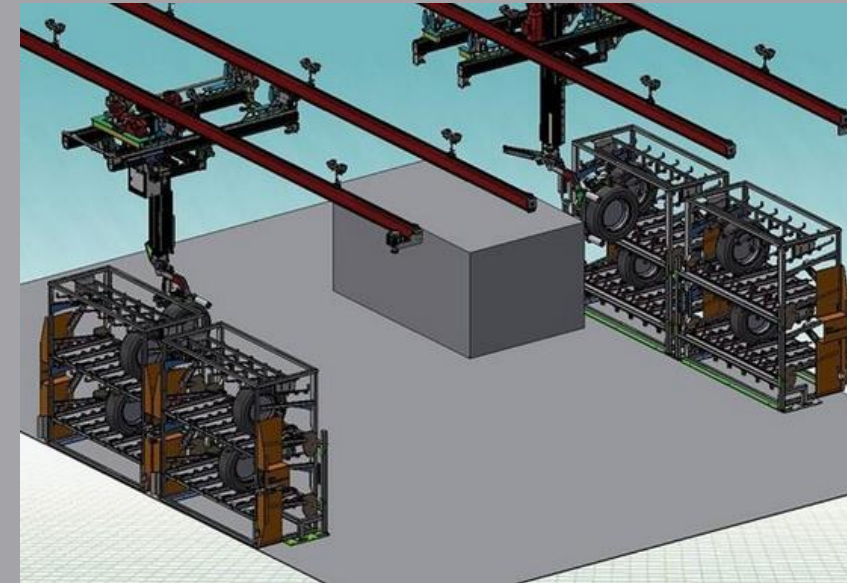


VOLKSWAGEN SLOVAKIA , A.S.

AUTOMATIC MANIPULATOR FOR ASSEMBLY OF TIRES



The manipulator is used to facilitate the operator's work with putting the wheels on the car.
The manipulator itself takes the wheels from the docking stations and within the predefined cycle time places the tires onto the car .



MAHLE BEHR MNICHOVO HRADIŠTĚ S.R.O.


PIPE ASSEMBLY TO THE EVAPORATOR



The device is used to press the inlet and outlet tubes into the evaporator. The operator places the evaporator into the prepared bed and then puts the respective tubes into the two traveling holders.


Subsequently, the tubes are manually pushed to the evaporators.

After this step, using the two-hand control, it starts the machine cycle, where the evaporator is clamped, the tubes are pressed and the OK piece is stamped. At the end of the cycle, the press tools are pulled back and the upper clamps are released, the operator can then remove the finished evaporator.



MAGNA EXTERIORS (OBERHAUSEN)

PUNCHING MACHINE



The device is used for punching and completion of bumper strip according to the MAGNA project. The operator places the bumper onto the nest and starts the cycle. When the cycle is started, the required holes are automatically punched out and the operator clicks on the cover strip and locks it with two pins. At the end of the cycle, the station is reset and the operator can remove parts from the machine.




MAGNA EXTERIORS (BOHEMIA) S.R.O.

2 x PUNCHING AND GLUING DEVICES (RIGHT AND LEFT)




The device is used for punching and assembling of sill strips according to Magna project. It consists of two stations, namely the station for punching and assembling the left side and the station for punching and assembling the right side. The operator places the thresholds at the bottom of the device and the cover strips at the top of the device and starts the cycle.

The stations are identical only differ by being the left and right sides of the moldings. After the cycle is started, the required holes are automatically punched out and then the cover strip is placed and pushed on with the help of vertical manipulators. At the end of the cycle, the station is reset and the operator can remove parts from the machine.


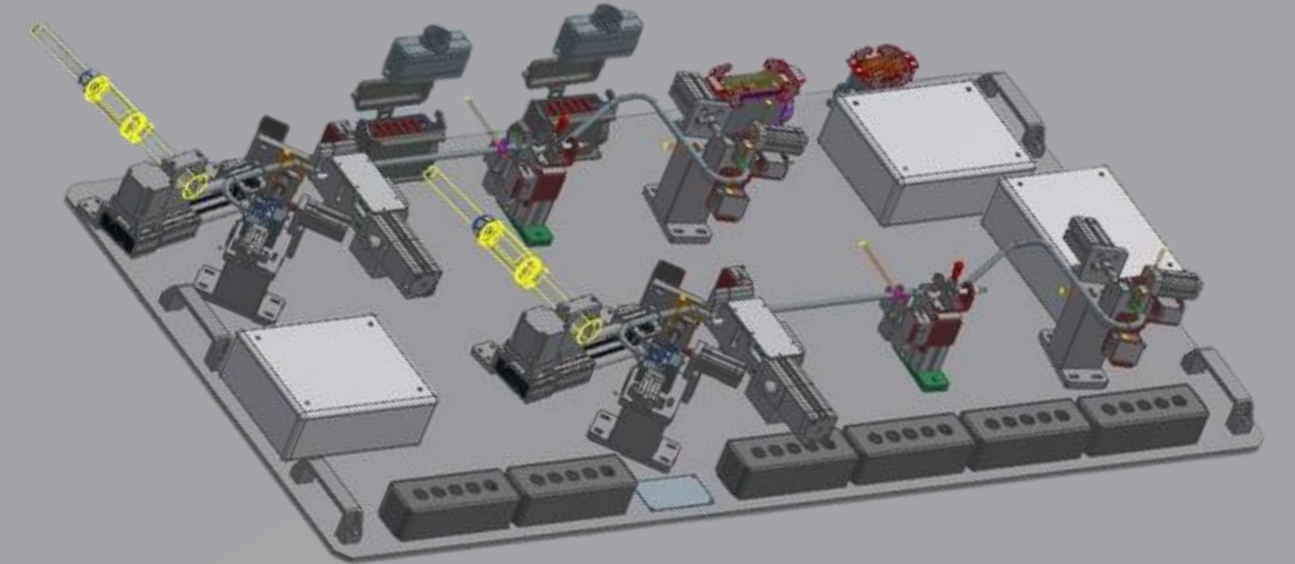


COOPERSTANDARD AUTOMOTIVE ČR, S.R.O.

11 PCS OF LEAKTESTER PLATES FOR DAIMLER



HELIOS
TECHNOLOGIES



CONTINENTAL AUTOMOTIVE CZECH REPUBLIC S.R.O.

DEVICES FOR ELIMINATING THE RISK OF SWAPPING MATERIAL WHEN
SUCKING MATERIAL INTO THE DRYING HOPPERS



The device serves exclusively as a container for octabins with plastic granulate and the drain of Piovan dryer. The purpose of this device is to eliminate material interchange when the granulate is sucked into the drying hoppers.

The process is ensured by three separate boxes for placing the granulate container.

The correct setting is ensured by scanning the barcode and then opening the appropriate box.

The replacement of the empty container with the full one is ensured by the Oktomat suction device, which sends a signal to the light beacon, which indicates the lack of granulate in the box by red light and sound.

The replacement is then carried out by qualified VZV operator. Then open and empty the empty hopper. A new, full, magazine is placed in the box and the operator confirms with the button. Only connect the tank to the octomat according to the enclosed Oktomat manual.

The progress of the replacement is indicated by an orange light for the entire duration.



 OUR CLIENTS



The background is a dark blue-grey color with a network of faint, light-grey icons. These icons include a Wi-Fi symbol, a power line tower, a microscope, a factory, a truck, a hand holding a wrench, a smartphone, a group of people, and a gear with a wrench. The icons are connected by thin lines, suggesting a technical or industrial theme.

HELIOS TECHNOLOGIES s.r.o.

**WE LOOK FORWARD TO MUTUALLY SATISFYING
COOPERATION!**